

Category:Cardiology

Show changes

Pages in category "Cardiology"

The following 48 pages are in this category, out of 48 total.

A

- Antiplatelet medications
- Aorta abdominalis
- Aortic stenosis
- Arterial reconstruction
- Assessment of total cardiovascular risk
- Atherosclerosis
- Atrial Fibrillation

B

- Blood pressure measurment
- Bypass

C

- Cardiac Output
- Portal:Cardiology
- CHA2DS2-VASc score
- Clubbed fingers
- Coronary Blood Flow
- Coronary circulation

D

- Direct vasodilation

E

- Ebstein anomaly
- ECG Leads
- Electrocardiogram
- Electrocardiography
- End-diastolic volume
- Endomyocardial biopsy
- Epicardium

F

- Fats in diet
- Foramen ovale patens

H

- Heart Autorhythmicity
- Heparin

L

- Left bundle branch block

M

- Maze
- Measurements of the Cardiac Output
- Metoprolol
- Migrating thrombophlebitis
- Myocardial Infarction

N

- Non-infectious endocarditis
- Non-invasive blood pressure monitoring (pediatrics)

P

- Pericardial friction murmur
- Pericardiocentesis
- Postpericardiotomy Svndrome

Q

- Portal:Questions for final examination in Internal Medicine (1. LF UK, GM)
- Portal:Questions for final examination in Internal Medicine/Cardiology (1. LF UK, GM)

R

- Refractory hypertension
- Restriction cardiomyopathy / diagnostic algorithm of cardiac amyloidosis
- Rhabdomyoma

S

- Sodium nitroprusside
- Systemic circulation

T

- Traumatic shock (pediatrics)

X

- Xanthelasma
- Xanthoma

Media in category "Cardiology"

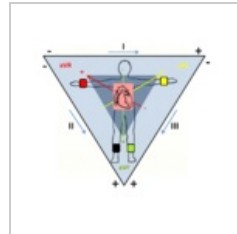
The following 7 files are in this category, out of 7 total.



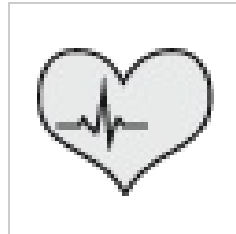
Blood circulation.j...
333 × 433; 87 KB



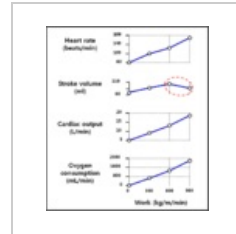
Chest leads.png
2,058 × 2,070; 4.55 MB



Einthoven.png
1,931 × 1,717; 1.26 MB



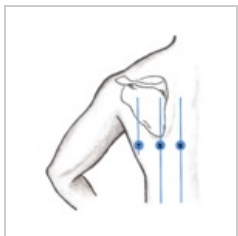
Kardiologie.png
50 × 50; 4 KB



Sportsphysiologyg...
750 × 857; 33 KB



V3R-V6R.png
2,081 × 2,069; 4.6 MB



V789.png
1,684 × 1,844; 1.5 MB

Retrieved from "<https://www.wikilectures.eu/index.php?title=Category:Cardiology&oldid=3090>"