

Category:Gastroenterology

Show changes

Pages in category "Gastroenterology"

The following 54 pages are in this category, out of 54 total.

A

- Acute cholangitis
- Acute pancreatitis (diagnostic tests)
- AMA
- Antacids
- Ascites

B

- Bile
- Biliary tract
- Budd-Chiari Syndrome

C

- Cholecystectomy
- Chronic eating disorders
- Coeliac Ganglion Blocade
- Courvoisier's Sign

D

- Digestion
- Digestion of lipids
- Diverticular Disease

E

- Endoscope
- Enteral nutrition in oncological diseases of the GIT
- Enteroscopy
- Enterotoxycosis
- Esophageal Varices

G

- Gallbladder
- Portal:Gastroenterology
- Gastroscopy
- Gilbert Syndrome

H

- Hepatic Encephalopathy
- Hepatite A

I

- Inflammatory diseases of the gallbladder and bile ducts

K

- Klatskin Tumor

L

- Portal:Laboratory tests and methods in Gastroenterology
- Ladd's syndrome
- Linitis plastica
- Lipase
- Lipase as a macroenzyme

M

- Malrotation of volvulus and intestines
- Miserere

N

- Non-alcoholic steatohepatitis
- Non-celiac gluten sensitivity
- Non-infectious chronic liver diseases

P

- Pancreatic Cancer
- Pathology of gastric adenocarcinoma
- PEG
- Peutz-Jeghers syndrome
- Polyps of the large intestine
- Portal Hypertension

Q

- Portal:Questions for final examination in Internal Medicine (1. LF UK, GM)
- Portal:Questions for final examination in Internal Medicine/Gastroenterology (1. LF UK, GM)

S

- Signs of Peritoneal Irritation
- Spontaneous Bacterial Peritonitis

T

- Tripsinogen in urine
- Tropical sprue
- Trypsin

U

- Ulcerative colitis

V

- Viral hepatitis

W

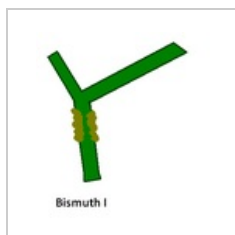
- Wilson's disease

Media in category "Gastroenterology"

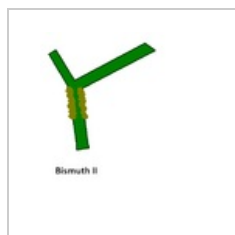
The following 12 files are in this category, out of 12 total.



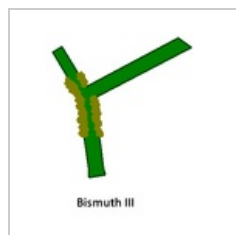
Aktivační kaskáda...
720 × 540; 57 KB



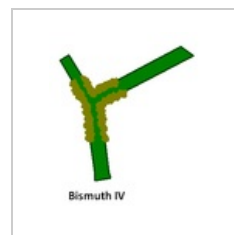
Bismuth I.PNG
320 × 343; 5 KB



Bismuth II.PNG
398 × 446; 7 KB



Bismuth III.PNG
296 × 341; 5 KB



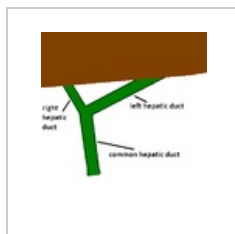
Bismuth IV.PNG
302 × 355; 6 KB



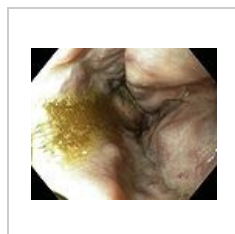
Gastro.png
50 × 50; 5 KB



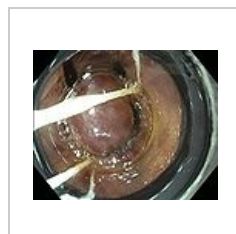
Gastroenterologie....
423 × 423; 74 KB



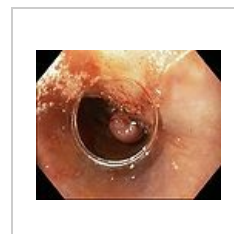
Hepatiky s játry.P...
398 × 446; 8 KB



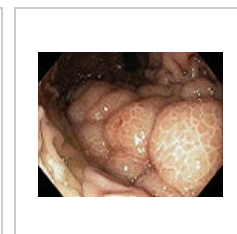
Ligace2.JPG
643 × 527; 39 KB



Ligace3.JPG
645 × 524; 53 KB



Ligace5.JPG
644 × 523; 45 KB



Žal-varixy.jpg
510 × 400; 170 KB

Retrieved from "<https://www.wikilectures.eu/index.php?title=Category:Gastroenterology&oldid=3100>"